




































































Schedule	Purpose of	Equipment/	Space	Facilitator Roles
<p>Greeting/ Welcome</p>	<ul style="list-style-type: none"> <li> acclimate children to the room</li> <li> draw dyads to a central area</li> <li> make parents and children feel welcome &amp; comfortable, with time to settle in &amp; get ready for the play group</li> <li> provide a transition into the opening discussion</li> </ul>	<ul style="list-style-type: none"> <li> choose and organize toys to entice children to central area and “invite” them to play</li> <li> provide only a few materials so that the transition to discussion can occur easily (removing some toys)</li> <li> be sure other objects are covered or not yet in the room, to keep children interested in staying in the central area</li> </ul>	<ul style="list-style-type: none"> <li> a clearly defined central area visible from the entrance to the room</li> <li> a central area large enough for all children and parents to gather and for children to play with small objects</li> </ul>	<p><b>Facilitator Roles</b></p> <ul style="list-style-type: none"> <li> welcome children and parents as they enter the room</li> <li> talk and play informally with children and parents</li> <li> change the objects as necessary</li> </ul>
<p>Opening Discussion</p>	<ul style="list-style-type: none"> <li> keep children within central area &amp; accessible to parents</li> <li> keep children independently occupied (as much as possible) so parents can participate in discussion</li> </ul>	<ul style="list-style-type: none"> <li> favorite materials that will entice children to stay in central area</li> <li> toys that don’t require too much adult support or make too much noise</li> <li> back-up materials (if more toys are needed or children are not engaged)</li> </ul>	<ul style="list-style-type: none"> <li> a central area large enough for all children and parents to gather and for children to play with toys and materials</li> </ul>	<ul style="list-style-type: none"> <li> lead discussion, explain developmental observation topic and encourage parent participation in discussion</li> <li> keep children engaged and contained in central area</li> <li> watch children to determine if more toys are needed (if children disinterested or not engaged)</li> <li> participate in discussion and offer observations of children in relation to the developmental observation topic</li> </ul>
<p>Transition</p>				









Schedule	Purpose of Environment	Equipment/ Materials	Space	Facilitator Roles
<p><b>Parent-Child Observation Activity</b></p>	<ul style="list-style-type: none"> <li> provide a setting that is enticing &amp; engaging &amp; that fosters a variety of experiences &amp; ideas</li> <li> ensure that every parent-child dyad has something available that they like and can do</li> <li> activities that promote parent-child interaction &amp; support opportunities for parents to observe their children in relation to the developmental topic</li> <li> allow children to interact with developmentally appropriate materials</li> <li> support parent concerns/goals</li> </ul>	<ul style="list-style-type: none"> <li> choose and organize toys to entice children to central area and “invite” them to play</li> <li> provide only a few materials so that the transition to discussion can occur easily (removing some toys)</li> <li> be sure other objects are covered or not yet in the room, to keep children interested in staying in the central area</li> </ul>	<ul style="list-style-type: none"> <li> a clearly defined central area visible from the entrance to the room</li> <li> a central area large enough for all children and parents to gather and for children to play with small objects</li> </ul>	<ul style="list-style-type: none"> <li> welcome children and parents as they enter the room</li> <li> talk and play informally with children and parents</li> <li> change the objects as necessary</li> </ul>
<p><b>Transition</b></p>				

Schedule	Purpose of Environment	Equipment/ Materials	Space	Facilitator Roles
<p>Snack/ Informal Conversation</p>	<p> provide a calming down time for children, with parents nearby for support</p> <p> support informal conversation for the group of parents</p>	<p> snack items (if appropriate, can relate to the developmental observation topic)</p> <p> child &amp; adult chairs &amp; table</p>	<p> a table area where children &amp; parents can gather</p>	<p> support parent conversation</p> <p> facilitate everyone participating in conversation</p> <p> start conversation if needed</p> <p> be aware of how all parents are feeling – comfort level with conversation</p> <p> keep conversation positive</p> <p> offer to bring information (related to conversation) to next group if parents are interested (sleeping, potty training, etc.)</p> <p> listen for possible developmental observation topics for future groups</p>
<p>Transition*</p>				

Schedule	Purpose of Environment	Equipment/ Materials	Space	Facilitator Roles
<p style="text-align: center;"><b>Parent-Child Songs &amp; Games</b></p>	<ul style="list-style-type: none"> <li> pull everyone together for fun songs &amp; games as well as return everyone to the central area</li> <li> keep children within central area &amp; accessible to parents</li> <li> provide interaction activities to support mutual enjoyment of parent &amp; child</li> <li> expand parents' ideas for interaction routines</li> <li> support large group experience for parents &amp; children</li> </ul>	<ul style="list-style-type: none"> <li> a variety of familiar and new interactive songs &amp; games</li> </ul>	<ul style="list-style-type: none"> <li> a central area large enough for all children &amp; parents to be together</li> </ul>	<ul style="list-style-type: none"> <li> lead children's favorite games &amp; songs and/or ask parents to share songs &amp; games with group (great way to have parents' share different cultural traditions, songs &amp; games)</li> </ul>
<p style="text-align: center;"><b>Transition*</b></p>				

Schedule	Purpose of Environment	Equipment/ Materials	Space	Facilitator Roles
<p align="center"><b>Closing Discussion</b></p>	<ul style="list-style-type: none"> <li> keep children within a central area &amp; accessible to children</li> <li> keep children independently occupied (as much as possible) so parents can participate in discussion</li> </ul>	<ul style="list-style-type: none"> <li> favorite materials that will entice children to stay in central area</li> <li> toys that don't require too much adult support or make too much noise</li> <li> new, back-up materials (if children are not engaged)</li> </ul>	<ul style="list-style-type: none"> <li> a central area large enough for all children &amp; parents to gather and for children to play with small objects</li> </ul>	<ul style="list-style-type: none"> <li> lead discussion and encourage parent participation</li> <li> keep children engaged within a central area</li> <li> watch children to determine if more toys are needed to maintain engagement</li> <li> participate in discussion and offer observations in relation to developmental topics</li> <li> lead parents in discussing ideas for things to try at home in relation to the developmental observation topic</li> <li> bring session to a close</li> </ul>
<p align="center"><b>Transition*</b></p>				

<p align="center"><b>*Transition</b></p>	<ul style="list-style-type: none"> <li> entice children and parents from one segment of the schedule to the next</li> </ul>	<ul style="list-style-type: none"> <li> activities or events to entice children to new area/or different part of the schedule</li> </ul>	<ul style="list-style-type: none"> <li> depends on the segment of the schedule moving toward</li> </ul>	<ul style="list-style-type: none"> <li> set up environments for new segment of schedule</li> <li> facilitate flow of transition by creating an engaging new environment or event</li> <li> remain in old area as needed for flexible transitions and clean-up</li> </ul>
--	--	---	--	---